

Cremation Monuments




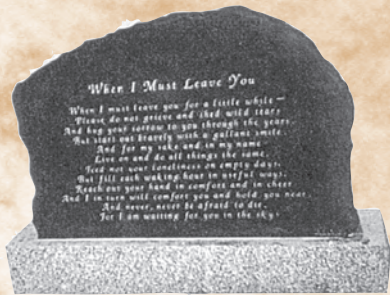
Niche
Heart
Base

Model #C8008

Wide	Thick	High
1-0	1-0	1-0
2-6	0-6	2-0
3-6	1-2	0-6



Niches Grey
Upright Black
Polish Front & Back, Base Grey

Surnames, poems, verses, pictures, etc. can be added to the back of most monuments.





These are some examples of how we can personalize the shape and design of memorials



IN YEARS PAST, MOST MEMORIALS CONSISTED MAINLY OF A SIMPLE DESIGN, SUCH AS FLOWERS, NAMES, DATES AND THE COMMON "REST IN PEACE" EPITAPH. HOWEVER, RECENTLY, MANY INDIVIDUALS HAVE REALIZED THAT THEY HAVE AN OPPORTUNITY TO SAY SO MUCH MORE ABOUT THE PERSON THEY LOVED AND CARED FOR. THE SKILLS AND APPLICATIONS OF THE MODERN DAY MEMORIALIST HAVE ENABLED THEM TO CREATE IN STONE, VIRTUALLY ANY THOUGHT, MEMORY, OR OCCASION, LIMITED ONLY BY YOUR IMAGINATION. WE WILL WORK WITH YOU TO TURN THAT LIFE, AND LOVE OF FARMING INTO REALITY ON STONE. A LIFE LONG FONDNESS OF THE TROPICS CAN ALWAYS BE REMEMBERED. THESE SPECIAL, PERSONALIZED DESIGNS ARE DONE RIGHT HERE IN OUR RYCROFT PLANT, AT LITTLE OR NO EXTRA COST. SOMETIMES 'A LOVED ONES PICTURE' IS DESIRED. PORCELAIN PICTURES ARE AVAILABLE. BUT WE ALSO PROVIDE A SPECIALIZED ETCHED PORTRAIT. THE LIKENESS IS ETCHED DIRECTLY ON THE POLISHED SURFACE OF THE STONE, STRIVING FOR EXCELLENCE, WE AT PEACE COUNTRY MEMORIALS ARE PLEASED TO BE ABLE TO OFFER YOU THESE SERVICES.

The Making of a Monument

The Memorial Stone most of us are familiar with, begins its journey at the granite quarry.

The rock is extracted by a variety of methods, some utilizing high pressure water jets, others using a system similar to a blowtorch and the time honoured process of drilling deep holes and splitting off blocks with wedges.

Once the blocks have been freed, they are lifted out and taken to the manufacturing plants, Here the massive stones are sawn into slabs of a given thickness. This is accomplished by the use of wire and diamond saws.

Having completed this, the slabs of granite are laid on the polishing bed. Bringing out the finished sheen of the stones surface is the job of the computerized polisher.

Using water, to control the temperature and tin oxide, a large felt buffer tracks back and forth over the slab. This creates heat, and pressure which fuses the stones surface to a mirror-like finish.

Following these steps, the stonecutter applies his skills. Using hammer and chisels, he cuts the stone to the desired shape. We then apply your chosen designs and lettering here at our shop.

Through the ages, nature and man combine to give you everlasting beauty in a memorial we can all be proud of.